



US00D565653S

(12) **United States Design Patent**  
**Freed et al.**

(10) **Patent No.:** **US D565,653 S**

(45) **Date of Patent:** **\*\* Apr. 1, 2008**

(54) **ELECTRONIC PEN**

(75) Inventors: **Robert M. Freed**, Kenmore, WA (US);  
**William A. S. Buxton**, Toronto (CA);  
**Margaret Johnson**, Kirkland, WA (US)

(73) Assignee: **Microsoft Corporation**, Redmond, WA (US)

(\*\*) Term: **14 Years**

(21) Appl. No.: **29/275,010**

(22) Filed: **Dec. 8, 2006**

(51) **LOC (8) CL.** ..... **19-06**

(52) **U.S. CL.** ..... **D19/36; D14/411**

(58) **Field of Classification Search** ..... D19/35,  
D19/36, 41-51, 53-57; 24/11 R, 11 F, 11 P;  
401/52, 99, 100, 104, 105, 106, 107, 108,  
401/109, 192, 195, 196

See application file for complete search history.

(56) **References Cited**

**U.S. PATENT DOCUMENTS**

D465,809 S \* 11/2002 Deluca et al. .... D19/50  
D472,578 S \* 4/2003 Plantz et al. .... D19/51  
D493,484 S \* 7/2004 Shova et al. .... D19/43  
6,830,404 B2 \* 12/2004 Nagaoka ..... 401/258

D502,739 S \* 3/2005 Shova et al. .... D19/66  
D502,963 S \* 3/2005 Bain et al. .... D19/36  
D507,301 S \* 7/2005 Qiu ..... D19/51  
D508,530 S \* 8/2005 Qiu ..... D19/51  
D530,746 S \* 10/2006 Gerules ..... D19/45  
7,255,507 B2 \* 8/2007 Lammers et al. .... 401/108  
2006/0216103 A1 \* 9/2006 Bielecki et al. .... 401/108

\* cited by examiner

*Primary Examiner*—Elizabeth A. Albert

(74) *Attorney, Agent, or Firm*—Banner & Witcoff, Ltd.

(57) **CLAIM**

The ornamental design for an electronic pen, as shown and described.

**DESCRIPTION**

FIG. 1 is a top perspective view of an electronic pen showing our new design;

FIG. 2 is a top view thereof;

FIG. 3 is a bottom view thereof;

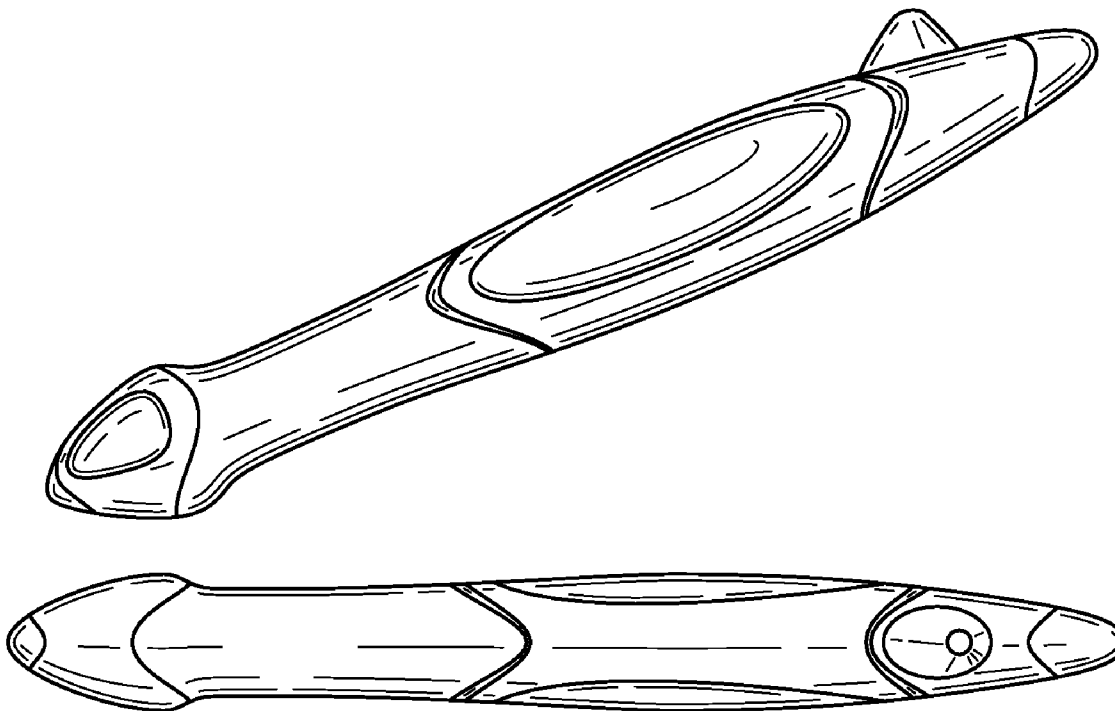
FIG. 4 is a right side view thereof;

FIG. 5 is a left side view thereof;

FIG. 6 is a front view thereof; and,

FIG. 7 is a rear view thereof.

**1 Claim, 2 Drawing Sheets**



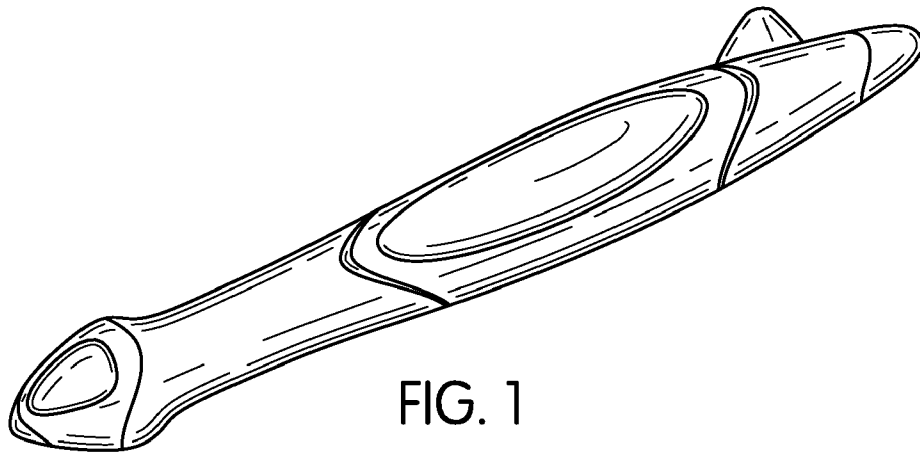


FIG. 1

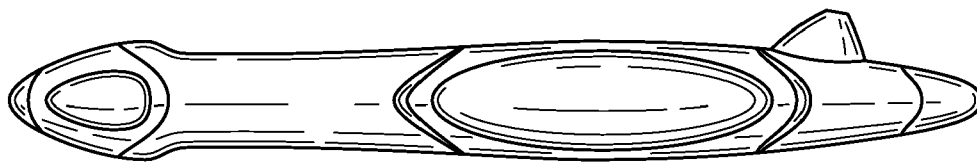


FIG. 2

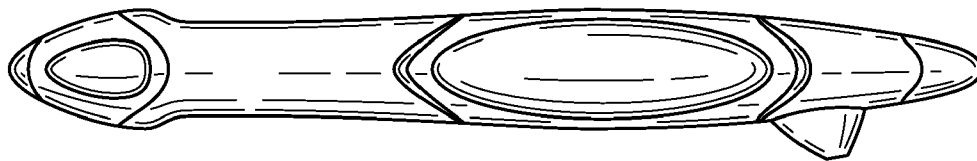


FIG. 3

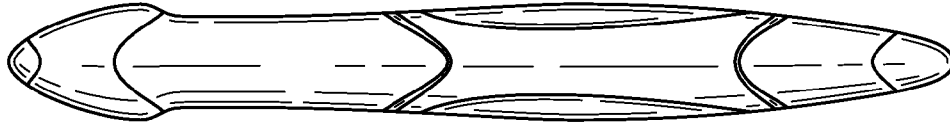


FIG. 4

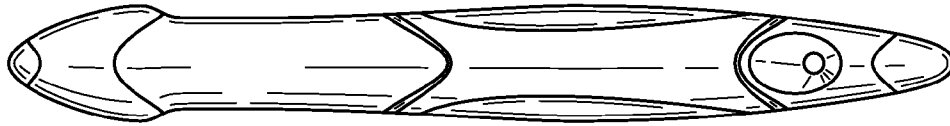


FIG. 5

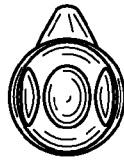


FIG. 6



FIG. 7